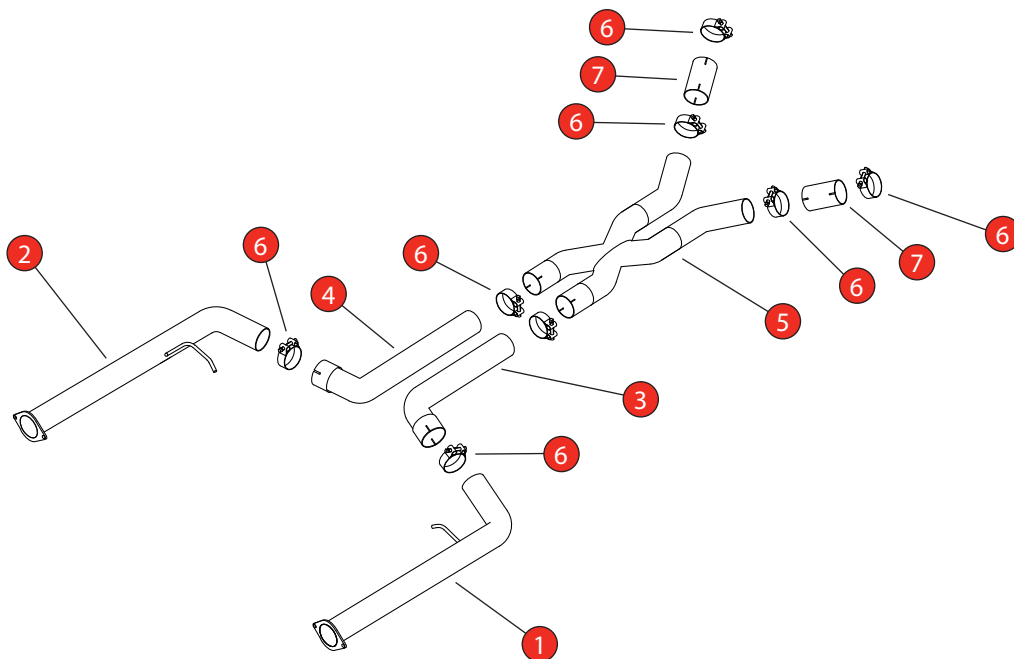


Car	BMW X3 M LCI Non-GPF	Part No.	SBMP108
Year	2022-Current	Fit Kits	491FK
Notes	Where not supplied use original fittings. Original system requires cutting.	Features	Pipe Diameter:- 70mm

Estimated Fitting Time: 2 Hours




NO.	PART NO.	DESCRIPTION	QTY
1	957BM	L/H Front Pipe	1
2	958BM	R/H Front Pipe	1
3	923BM	L/H Centre Pipe	1
4	924BM	R/H Centre Pipe	1
5	959BM	X-Pipe	1
Fit Kit			
6	Z016.10063	72mm H/D Clamp	8
7	AD91	Adaptor (To fit to original GPF-back system)	2
8	Z026.10005	15 mm Spacer (See below)	8

CLASSIFICATION	
HOMOLOGATED	No
DATE	17/12/2024
ISSUE	00
AUTHORISED	G O'Shea


NOTE: ENSURE SCORPION SYSTEM IS CLEAR OF MOVING PARTS AND ALL ORIGINAL FUNCTIONS WORK CORRECTLY.

Car	BMW X3 M LCI Non-GPF	Part No.	SBMP108
Year	2022-Current	Fit Kits	491FK
Notes	Where not supplied use original fittings. Original system requires cutting.	Features	Pipe Diameter:- 70mm

Estimated Fitting Time: 2 Hours




Use Spacers (Item 8) to create more clearance on the original crossbrace.



Car	BMW X3 M LCI Non-GPF	Part No.	SBMP108
Year	2022-Current	Fit Kits	491FK
Notes	Where not supplied use original fittings. Original system requires cutting.	Features	Pipe Diameter:- 70mm

Estimated Fitting Time: 2 Hours



We recommend removing the original exhaust from the car before cutting.

Locate the sets of indentations on both sides of the original system.

Cut the system through the middle pair of indentations. Once cut de-bur the edges and re-fit the rear to the car.

NOTE: If fitting at the same time as the Scorpion Half System you do not need to make any cuts to your original exhaust.

